



## Whin Wood Kent

Remote and quiet, a broadleaved conservation woodland with much to offer.  
Warm light and south facing.

### Details

**Price:** £69,000 Freehold

**Location:** Garlinge Green, Canterbury, Kent

**Size:** About 4 acres for sale

**OS Landranger:** OS No 179

**Grid ref:** TR 105 517


**Nearest post code:** CT4 5RT

### Local manager

**Richard Scholfield**

07811 818 277

[richard@woodlands.co.uk](mailto:richard@woodlands.co.uk)



## Description

Peace, tranquility and remoteness: Whin Wood is set in one of the most extensive and biodiverse wooded areas in the southeast of England.

Listening to the bird song, the rustle of wind in the tree tops, and looking round at the different trees it's easy to feel in a world of your own.

Most of the yew is up on the northern ridge, and as [yew woodland](#) is typically found on chalk, it has become established here where the chalks soils are free draining. These soils are also liked by the beech.

In spring the extensive bluebells and wood anemone contrast with the vivid greens of early leaf emergence. Some of the hornbeam is very old and nearing the end of their active lives and are now at a stage where they are providing homes for the many invertebrates and fungi feeding on decaying wood.

Historically, trees have been pollarded to show boundary locations, and these are in evidence here. The coppice is both chestnut and hornbeam.

The purchasers of the woodland will be asked to enter into a [covenant](#) to ensure the quiet and peaceful enjoyment of adjoining woodlands and meadows.

---

## Trees

Yew, hornbeam, sweet chestnut and birch are spread throughout the woodland.

---

## Wildlife

An assessment of the high conservation value of these woods is described in the SNCI citation, (a site of nature conservation interest), [CLICK HERE](#), for full details. The quality of the landscape is described by the [Kent Downs AONB \(area of outstanding natural beauty\)](#) designation. Bluebells abound mixed with the pretty white wood anemone.

---

## Features

Unmissable are the hornbeam upstands - mature hornbeams which have been planted on boundaries and then subsequently pollarded such that now they are fully grown trees with multiple stemmed heads forming a significant feature in the woods. Some are on boundaries that can be identified now but elsewhere they seem to be in random lines.

---

## Access, tracks and footpaths

**Access** to the ridestop entrance on the eastern boundary of Whin Wood is over ½ mile along a private forest track, A-B on the plan, although a fair distance it is a very pleasant walk. There is a full right of way in perpetuity, from the public highway in Garlinge Green.

---

## Rights and covenants

Owners will be asked to agree the standard [covenant](#), [click here](#) for details.

The purchasers of the woodland will be asked to enter into a [covenant](#) to ensure the quiet and peaceful enjoyment of adjoining woodlands and meadows.

---

## Local area and history

Garlinge village name derivation is obscure but may be Old English from Geon-ling (gren-hlinc), meaning green lynch, (green hill or green bank) evolving through Grenling, Grelinge or Gerlinge, Grellnch, Garlyng and Garlings to its present form.

Around Canterbury, much of the land is covered by very extensive areas of woodland. Looking in a south-west direction down from high on Chartham Downs, you can see spread out below the huge forest areas including Denge, Pennypot, Eggringe, Capel and several other smaller woodlands - in total some eight square kilometres of semi-natural ancient woodland.

---

## How to find this woodland

You are welcome to visit this wood by yourself, but please ensure that you have a copy of these sales details with you - many of our woodlands do not have mobile phone reception or internet access so we recommend either printing the details or downloading them to your phone/tablet/laptop.

Do remember to also check that it is still available for sale. If you have seen the woodland and wish to be accompanied on a second more detailed visit please contact our local manager.

---

## Directions

Whin Wood is just 5 miles south west of Canterbury and 12 miles north east of Ashford.

1 [Click here for Bing Maps Directions](#) enter your own postcode, the coordinates for Garlinge Green are already entered.

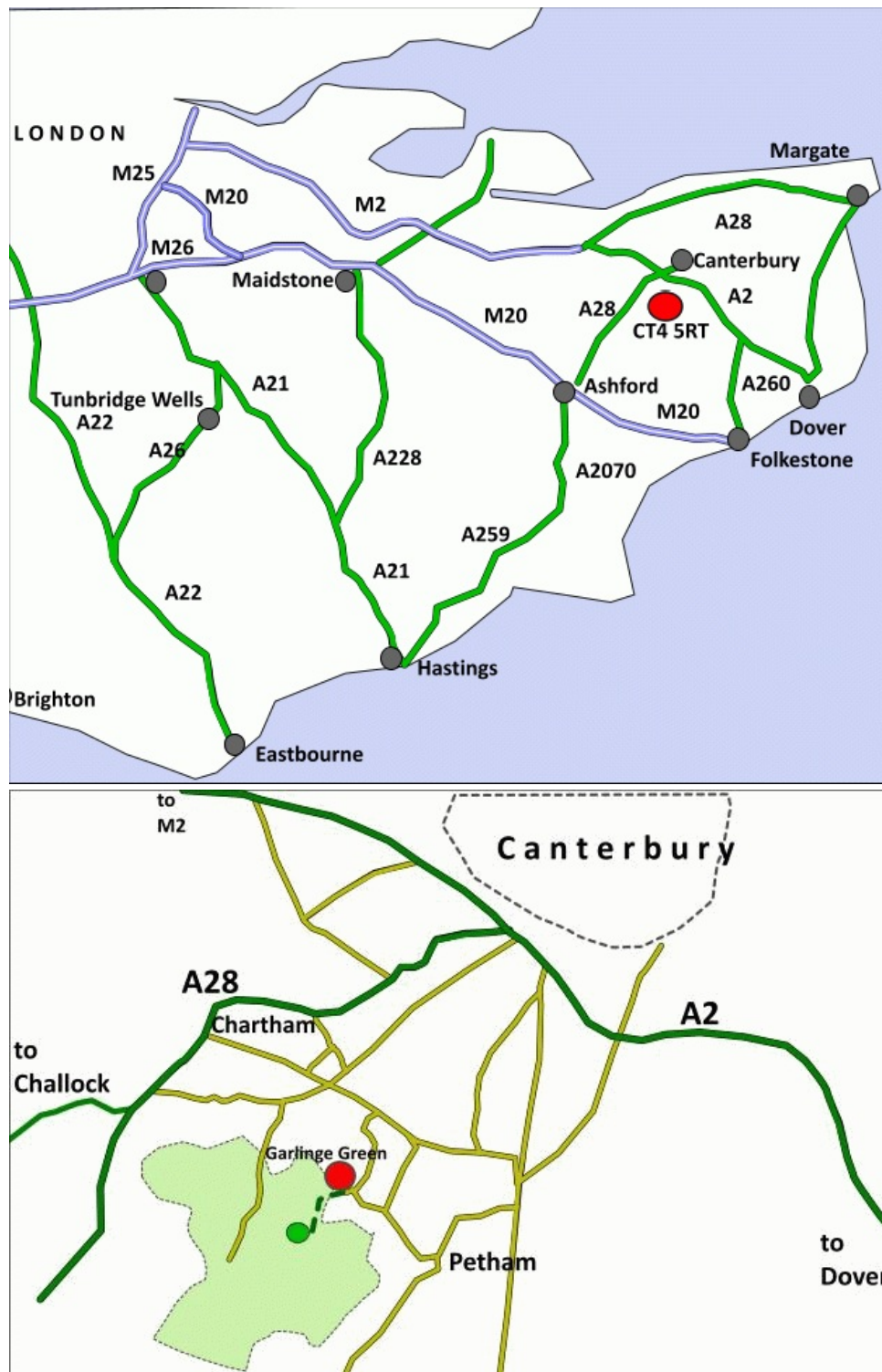
2. **For Satnav:** the nearest postcode is **CT4 5RT** shown as a red dot on the location plans. The coordinates for your satnav are **N 51.232875, E 1.025083**.

These will take you to the grass triangle at the centre of Garlinge Green with its red phone box. Park here then, using download plans ;

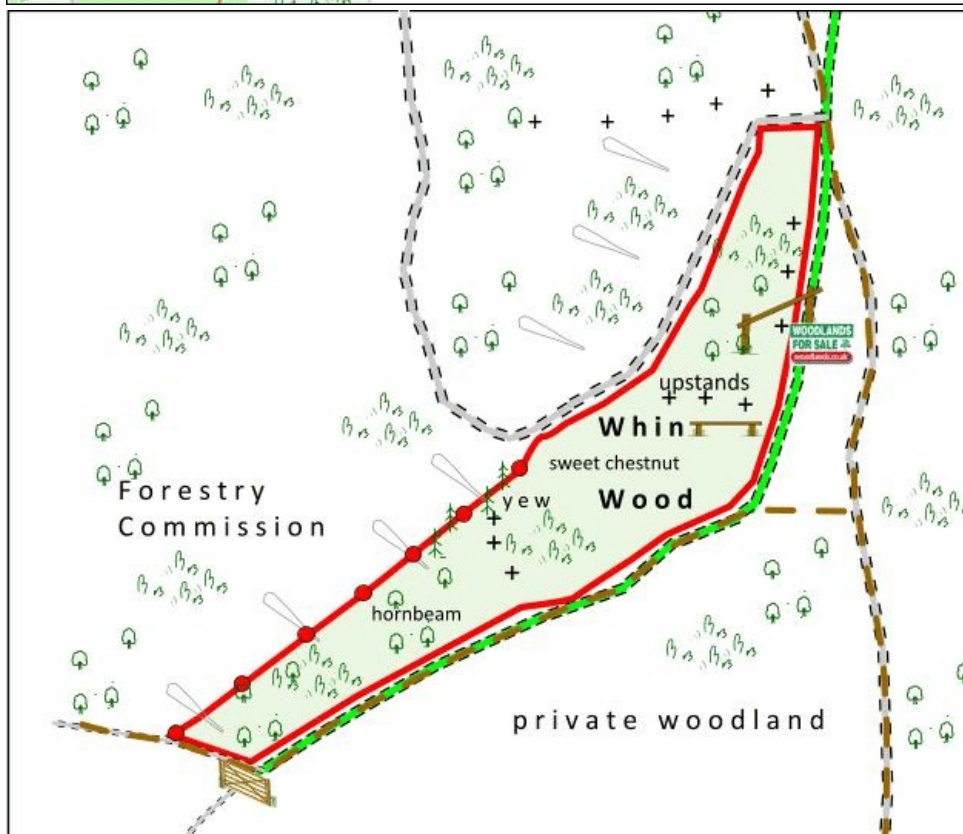
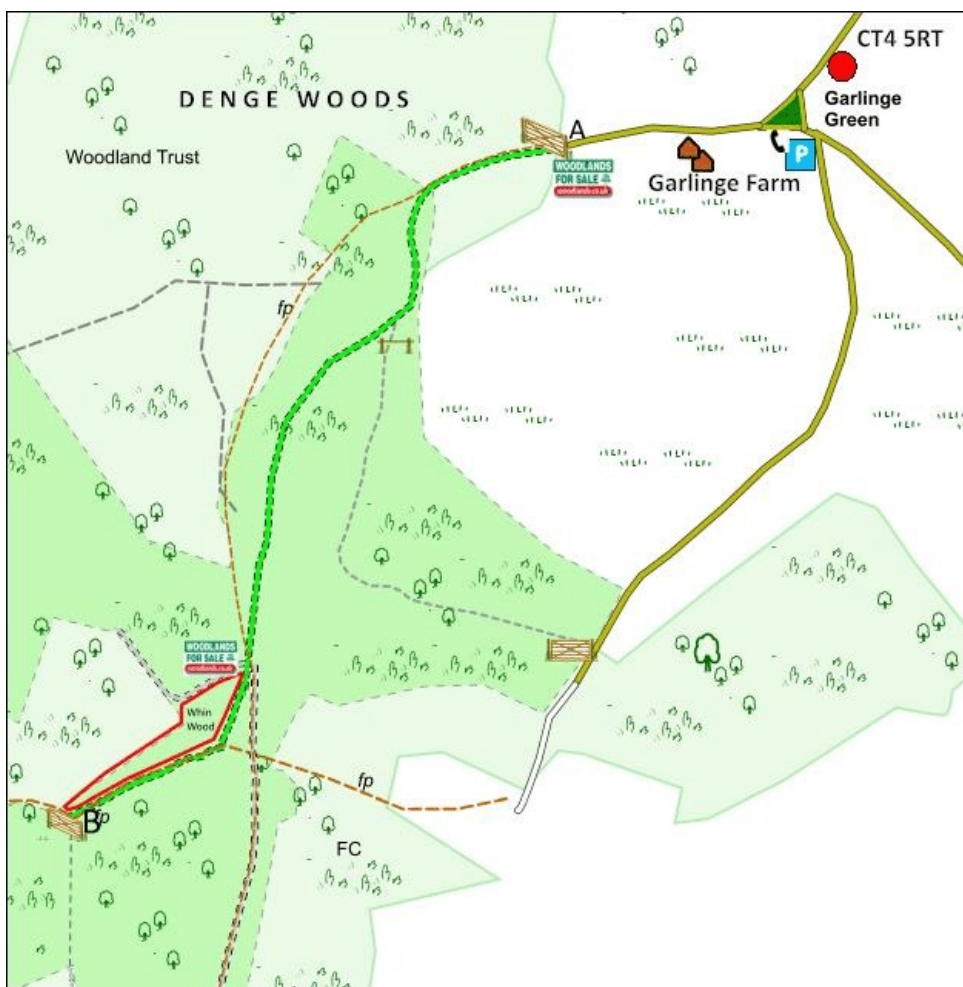
- walk down the narrow road with the "no through road" sign keeping the red phonebox on the left
- pass by the farm buildings on the left
- pass to the side of the metal field gate at A
- go straight on, vere left the footpath heads off down to the right
- follow the track up then down down the slope
- the public footpath joins the track from behind right
- then after about 20 metres take the right fork when Whin Wood will be seen on the right
- continue a little further and a ridestop entrance will be seen.

## Boundaries:

These are shown with red markings on trees and free standing posts.







Our regional managers are often out working in our woodlands, so if you email an offer and want to be sure it has been received, please phone our manager on his or her mobile phone. The first offer at the stated price which is accepted, whether by phone or email, has priority.

Please take care when viewing as the great outdoors can contain unexpected hazards and woodlands are no exception. You should exercise common sense and caution, such as wearing appropriate footwear and avoiding visiting during high winds.

All woodlands are sold at a fixed price, and include free membership of the [Small Woodland Owners Group](#) and the [Royal Forestry Society](#), as well as [£300 towards paying for a course](#) (or courses) to help with managing and enjoying your woodland.

These particulars are for guidance only and, though believed to be correct, do not form part of any contract. Woodland

Investment Management Ltd hereby give notice under section 21 of the Estate Agents Act 1979 of their interest in the land being sold.